

December 6, 2020 | 4:26 pm

Information on Novel Coronavirus

Coronavirus is still active in New York State. Please wear a face mask, maintain six feet distance and avoid large gatherings. New York State exposure notification app is available.



Services

News

Government

Local

New York Alert

About

Enroll

Login

Indian Point

Orders of Protection

Get Notified During an Emergency

Sign up for NY-Alert and receive emergency alerts for your area.

SIGN UP

LOGIN

If you do not have an account sign up here

If you already have an account login here



Services

News

- [NY.gov ID](#)
- [Online Services](#)
- [FAQs](#)
- [About NY.gov ID](#)
- [Help Desk Information](#)
- [Privacy Policy](#)
- [Terms of Service](#)
- [☰](#)

NY.gov ID SELF REGISTRATION

User Information

[Personal Privacy Protection Law Notice](#)

First Name*

Last Name*

Email*

This email is needed for password recovery.

Confirm Email*

This email is needed for password recovery.

Login Information

Preferred Username*

Username must be at least 4 characters long, can be up to 128, and must be unique.

Must contain only alphanumeric characters. @ - _ and . may also be included. Do NOT use spaces.

Click on the "Check" button to check the availability of the id.

If signing up fill in the required fields and a preferred username. Then click on the Check box to verify the availability of your chosen username.

NY.gov ID SELF REGISTRATION


First Name*

Last Name*

Email*

Confirm Email*

Preferred Username*

I'm not a robot  reCAPTCHA
Privacy - Terms

Complete the Captcha to proceed

Upon successful username the next step is to verify the information and submit. Click on the Checkbox that you are not a robot and create account

NY.gov ID SELF REGISTRATION

Before you continue, please check the information below. If any information needs to be corrected, please click on the "Back" button below and make the necessary corrections

First Name	John
Last Name	Public
Email	John.Public@mail.com
Username	John.Public

Step 2 of 3

The next page asks you to verify the information is correct and select Continue

NY.gov ID Online Services FAQs About NY.gov ID Help Desk Information Privacy Policy Terms of Service

NY.gov ID SELF REGISTRATION

An activation email has been sent to – John.Public@mail.com

Please check your email and click on the link inside. Once you have clicked on that link, you will be prompted to set your password, and select 3 security questions & answers.

If you do not click on the link within 48 hours, you will be required to come back to this website and re-register your account. Please check your junk mail filters/folders in case the activation email gets blocked.

[Finish](#)

Step 3 of 3

Once the account has been created click on finish. You will receive an email with further instructions to finish setting up your account



This email was sent in response to your registration of a NY.gov ID.

Dear Selma Salmons,

Thank you for registering a NY.gov ID to be used for logging in to the Receive emergency alerts website. Please note that you can enroll in other NY.gov services using this account. Your Username is John.Public

Please [click here](#) to activate your account. Please do not close out of the browser while completing the account activation.

If the above link does not work please copy and paste the below URL into your browser.

<https://my.ny.gov/Activate/activate.xhtml?rid=6038d127-cd7d-4057-a750-5bc496c3fa05&nygovidlang=en>

Thank you
New York State

The Email will contain a link, click on link [click here](#) to finish activating your account. You will be required to set up 3 security questions for account recovery to continue.

Welcome John Public Home Notifications Events Overview FAQs

[? Help & Answers](#)

My Profile [Edit](#)

First Name: John
Last Name: Public

The timezone specified here is not the same as your computer's timezone.

Primary Email: John.Public@mail.com
Status: ON
Quiet Time:

My Subscriptions [Edit](#)

Please select the alerts you would like to receive

My Locations [Edit](#)

Home:

My Information [Edit](#)

After your account is created and you are logged on you must add a location and subscribe to receive the Emergency Alerts as well as set up additional notification methods such as text message, home phone, or cell phone

Add a Location

* Location Name
This field is required.

* Country/Region

* Address

Apt/Suite/Unit

City

State/Province

Postal Code

Click on [Edit](#) under My Locations Fill in the required information and click on Verify this Address

▶ Oneida County

▼ Onondaga County

Onondaga County - AMBER Alert

Onondaga County - Emergency Alerts

▶ Onondaga County - Missing Person

▶ Onondaga County - NYS DOT

Onondaga County - Press Releases/Community Events and Notifications

Onondaga County - Public Health Notifications

Onondaga County - Sewage Discharge Notifications

Onondaga County - Sex Offender Alerts

▶ Onondaga County - Weather Alerts

▶ Ontario County





Click on [Edit](#) under My Subscriptions, scroll down to Onondaga County and check the box for Onondaga County – Emergency Alerts. You may subscribe to receive other subscriptions but Emergency Alerts is the only one that the Department of Emergency Communications controls

Move up or down to change the order.

		Status	Quiet Time
▲ ▼ 1) Primary Email	John.Public@mail.com	<input checked="" type="checkbox"/>	
▲ ▼ 2) Primary Text Message	United States ▼ Example (201) 555-0123	<input type="checkbox"/>	
▲ ▼ 3) Secondary Text	United States ▼ Example (201) 555-0123	<input type="checkbox"/>	
▲ ▼ 4) Third Text	United States ▼ Example (201) 555-0123	<input type="checkbox"/>	
▲ ▼ 5) Secondary Email	email@email.com	<input type="checkbox"/>	
▲ ▼ 6) Third Email	email@email.com	<input type="checkbox"/>	
▲ ▼ 7) Primary Cell Call	United States ▼ Example (201) 555-0123	<input type="checkbox"/>	
▲ ▼ 8) Secondary Cell Call	United States ▼ Example (201) 555-0123	<input type="checkbox"/>	
▲ ▼ 9) Home Phone	United States ▼ Example (201) 555-0123	<input type="checkbox"/>	
▲ ▼ 10) Business Phone	United States ▼ Example (201) 555-0123	<input type="checkbox"/>	
	Ext Example 5555		
▲ ▼ 11) TTY/TTD	United States ▼ Example (201) 555-0123	<input type="checkbox"/>	

Everbridge App

Not logged in

Download the Everbridge Mobile Safety App from Google Play  or the iTunes App Store 

Save Cancel



Click on [Edit](#) under My Profile and add any additional notification methods you desire. Ensure the Status indicator above is turned on (Green) for any alternate contact methods you choose.